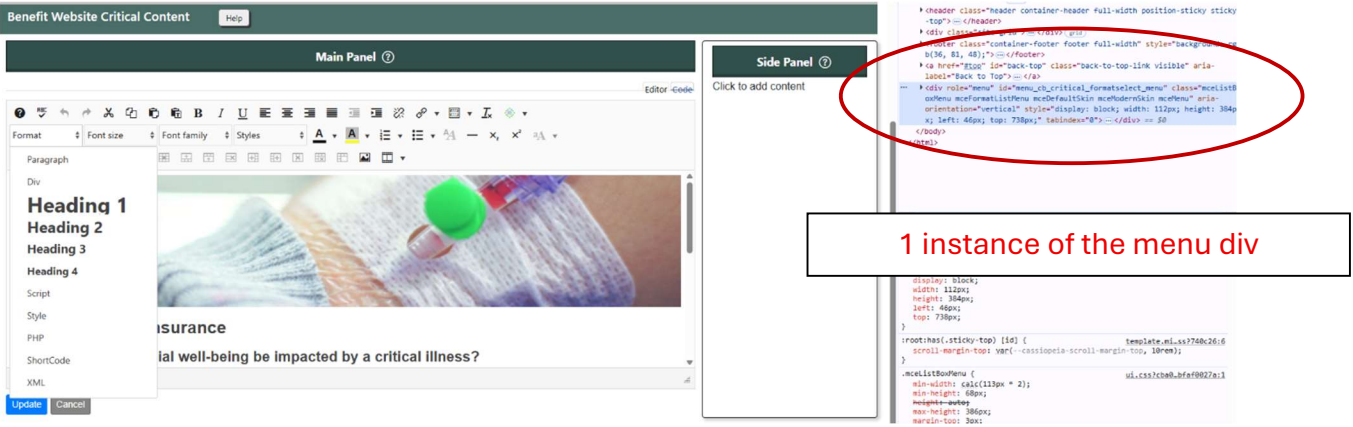


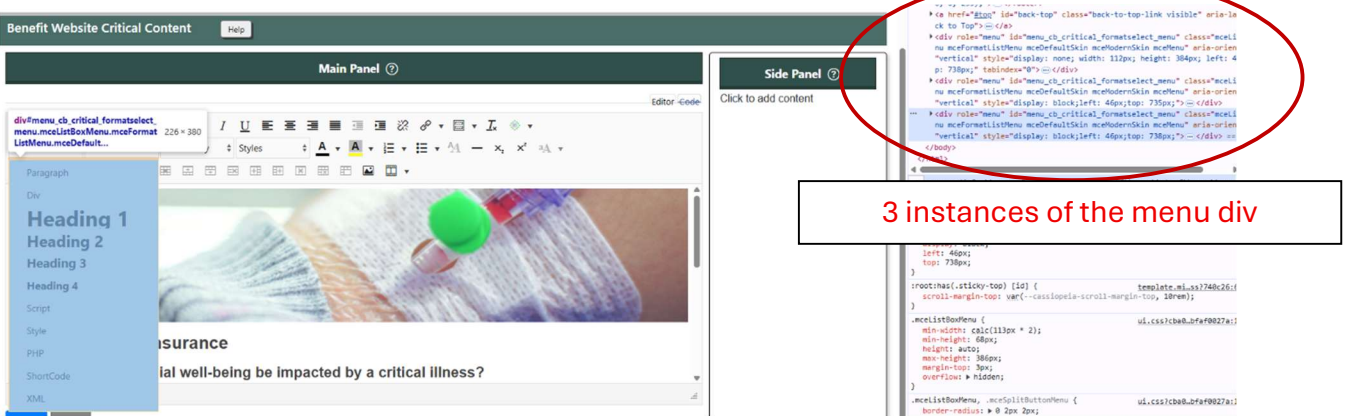
It appears that each time the Editor Text Area edit window is opened and a dropdown is selected, a “menu” div shows up for each time the dropdown has been clicked and the edit window closed and reopened.

A screenshot on the 2<sup>nd</sup> page of this PDF shows the field source code after closing the Editor Text Area window and showing the “menu” div is still showing in the source code.

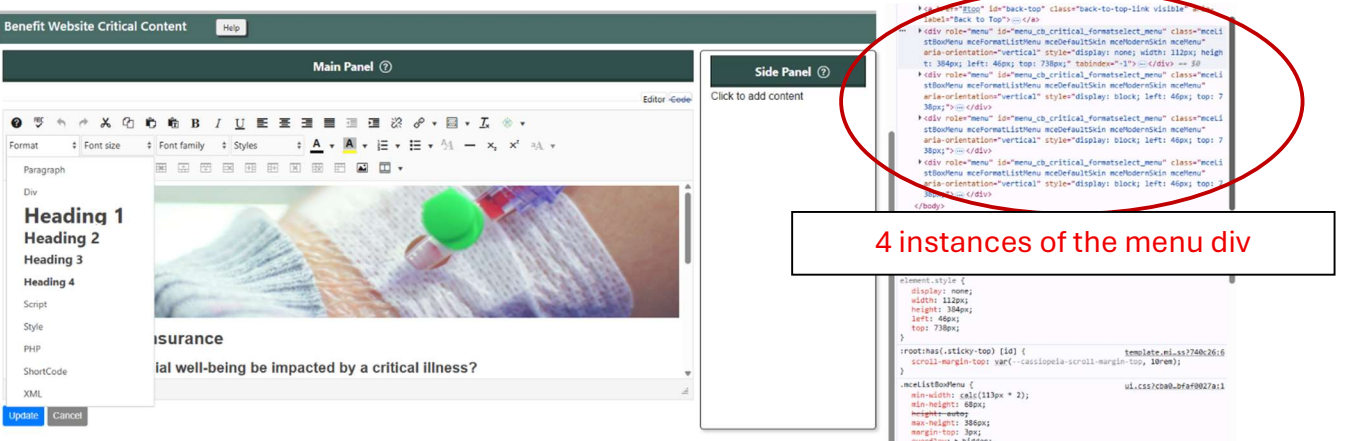
EXAMPLE: Opened Edit Window first time and clicked the Format dropdown



EXAMPLE: Opened Edit Window 3 times, clicked the Format dropdown 3 times. Then clicked it off, so 1<sup>st</sup> instance shows display:none



EXAMPLE: Opened Edit Window 4 times, clicked the Format dropdown 3 times. Then clicked it off, so 1<sup>st</sup> instance shows display:none



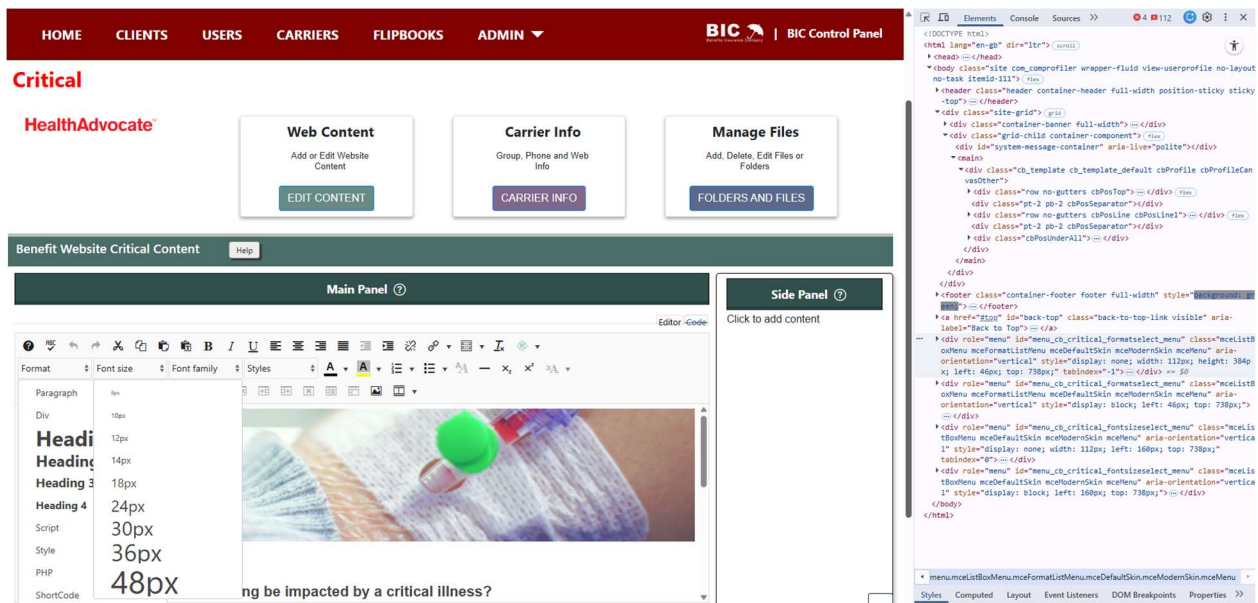
Below screenshot shows the multiple divs.

EXAMPLE: Opened Edit Window 5 times, clicked the Format dropdown 2 times. Clicked the Font Size dropdown 2 times.

Then clicked each off, so 1<sup>st</sup> instance shows display:none

Does not matter how many times s field's Editor Text Area window is opened, new menu divs are only being created each time the dropdown is clicked after an Editor Text Area window is closed, then opened again.

So, if I were to close the Editor Window in the example below, then open it again and click on Font Size, a 3<sup>rd</sup> menu div would appear for the fontsize select\_menu.



EXAMPLE: Below is a screenshot of the Editor text area window after I had the Editor Text Area Window open and selected the Format dropdown, then closed the Editor Text Area window.

You can see the menu div is still there.

